




Are you a childcare provider for children receiving the subsidy (formerly Title 20)?

Do you spend too much time on paperwork to bill the state? Have you ever received less money than expected, or worried you made a mistake in billing?



“You’re on edge... until the end of the month, because you don’t know what’s going to come in until you do the billing.”



“I’ve had to pay back money because of messing up on my hours. I want to make sure I don’t make those mistakes again.”

Pie for Providers helps you claim more child care subsidy funding with less time and hassle

Your dashboard Aug 2021 14 of Aug 21

Real-time revenue projections based on attendance data.

Category	Value
Current revenue	\$1,651.48
Commission revenue	\$3,342.65
Total approved	\$3,893.97

Attendance	Revenue																																								
<table border="1"> <thead> <tr> <th>Class</th> <th>Full days</th> <th>Hours</th> <th>Absences</th> <th>Hours attended</th> <th>Approved revenue</th> <th>Estimated revenue</th> <th>Hourly fee</th> </tr> </thead> <tbody> <tr> <td>Beulah Cooper Little Rascals Daycare - 132753</td> <td>18 of 22 (On top)</td> <td>18h</td> <td>2 of 9</td> <td>16 of 18</td> <td>\$180.00</td> <td>\$30,450</td> <td>\$169.00</td> </tr> <tr> <td>Jenny Wilson Little Rascals Daycare - 132753</td> <td>17 of 22 (On top)</td> <td>17 of 18h</td> <td>1 of 9</td> <td>16 of 18</td> <td>\$177.20</td> <td>\$45,100</td> <td>\$198.00</td> </tr> <tr> <td>Brendley Simmons Little Rascals Daycare - 132753</td> <td>1 of 22 (On top)</td> <td>45 of 25</td> <td>0 of 5</td> <td>25 of 25</td> <td>\$504.36</td> <td>\$100.00</td> <td>\$0</td> </tr> <tr> <td>Elanor Pugh Little Rascals Daycare - 132753</td> <td>1 of 22 (On top)</td> <td>0 of 18h</td> <td>0 of 9</td> <td>0 of 18</td> <td>\$203.85</td> <td>\$1,500.15</td> <td>\$0</td> </tr> </tbody> </table>	Class	Full days	Hours	Absences	Hours attended	Approved revenue	Estimated revenue	Hourly fee	Beulah Cooper Little Rascals Daycare - 132753	18 of 22 (On top)	18h	2 of 9	16 of 18	\$180.00	\$30,450	\$169.00	Jenny Wilson Little Rascals Daycare - 132753	17 of 22 (On top)	17 of 18h	1 of 9	16 of 18	\$177.20	\$45,100	\$198.00	Brendley Simmons Little Rascals Daycare - 132753	1 of 22 (On top)	45 of 25	0 of 5	25 of 25	\$504.36	\$100.00	\$0	Elanor Pugh Little Rascals Daycare - 132753	1 of 22 (On top)	0 of 18h	0 of 9	0 of 18	\$203.85	\$1,500.15	\$0	
Class	Full days	Hours	Absences	Hours attended	Approved revenue	Estimated revenue	Hourly fee																																		
Beulah Cooper Little Rascals Daycare - 132753	18 of 22 (On top)	18h	2 of 9	16 of 18	\$180.00	\$30,450	\$169.00																																		
Jenny Wilson Little Rascals Daycare - 132753	17 of 22 (On top)	17 of 18h	1 of 9	16 of 18	\$177.20	\$45,100	\$198.00																																		
Brendley Simmons Little Rascals Daycare - 132753	1 of 22 (On top)	45 of 25	0 of 5	25 of 25	\$504.36	\$100.00	\$0																																		
Elanor Pugh Little Rascals Daycare - 132753	1 of 22 (On top)	0 of 18h	0 of 9	0 of 18	\$203.85	\$1,500.15	\$0																																		

- ✓ Spend less time on billing
- ✓ Check low attendance before you lose revenue
- ✓ Accurate revenue reports all month - no guesswork
- ✓ Automated attendance reporting for Wonderschool users

your dashboard

Jenny Wilson Austin Community • 172922	17 of 22 On track
Brooklyn Simmons Goslings Grow • 335946	9 of 22 On track
Eleanor Peña Austin Community • 363171	1 of 22 At risk

ATTENDANCE TRACKING

Catch low attendance and unclaimed fees **before** you lose any revenue.

Revenue		
Earned revenue ⓘ	Estimated revenue ⓘ	Family fee
\$316.00	\$524.50	\$150.00
\$277.25	\$424.00	\$98.00

BILLING DETAILS

Find everything you need to bill the state, **in one place.**

Estimated revenue
\$3,342.65
If you have perfect attendance for the rest of the month. Does not include family fee.

REVENUE PROJECTIONS

Review your **accurate, custom revenue projections** based on attendance information.

What Nebraska providers are saying about us:

“ It helps me make sure I am getting the money owed to me.”

“ It helps make monthly subsidy billing less stressful.”

“ It reduces the time I spend managing the subsidy.”

“ Love to have everything in one place. Less paperwork on the business is always welcome!! Thank you! ”

Pie for Providers and NECC have partnered to give all Nebraska providers a **FREE** subscription. Sign up today!

Ready to get started?
Sign up here:
bit.ly/p4p_elevate22

Want to learn more?
Chat with us:
bit.ly/elevate_p4pchat

Follow us
[@pieforproviders](https://twitter.com/pieforproviders)




¿Eres una proveedora para niños quienes reciben el subsidio (Título 20)?

¿Gastas tu tiempo en papeleo para facturar al estado para el subsidio? ¿Has recibido menos dinero de lo esperado, o te ha preocupado la posibilidad de errores en la facturación?

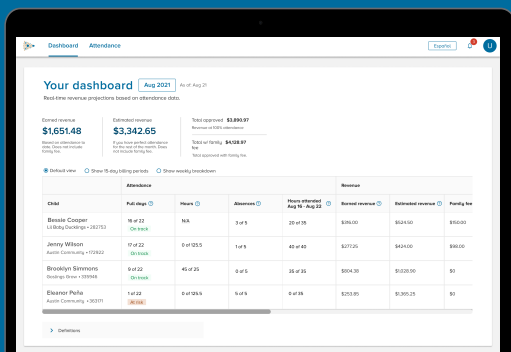


“ Estás nerviosa... hasta fin de mes, porque no sabes cuánto vas a recibir hasta que hagas la facturación. ”

“He tenido que devolver dinero por haber errado en mis horas. Necesito asegurarme que nunca repita eso. ”



Pie for Providers te ayuda a recibir más ingresos del subsidio en menos tiempo y con menos lío



Dashboard Attendance

Your dashboard Aug 2021 14 of Aug 21

Real-time revenue projections based on attendance data.

Category	Amount
Enrolled revenue	\$1,651.48
Compliance revenue	\$3,342.65
Total approved	\$3,893.97
Revenue of 100% attendance	\$4,108.97
Revenue of 90% attendance	\$4,108.97
Revenue of 80% attendance	\$4,108.97

Attendance

Class	Pub. days	Hours	Attendance	Hours attended	Enrolled revenue	Compliance revenue	Hourly fee
Beulah Cooper Li. Mary Dandridge - 132753	14 of 22 On days	18h	2 of 9	20 of 18	\$180.00	\$304.00	\$150.00
Jenny Wilson Ruthie Gresham - 112522	17 of 22 On days	6 of 12.5	1 of 5	45 of 45	\$177.50	\$454.00	\$90.00
Brendley Simmons Rochelle Green - 128848	4 of 22 On days	45 of 25	4 of 5	25 of 24	\$504.00	\$1020.00	\$0
Eleonor Pulte Ruthie Gresham - 120205	1 of 22 On days	6 of 12.5	4 of 5	6 of 18	\$255.00	\$1,300.00	\$0

- ✓ Gasta menos tiempo en facturación
- ✓ Toma acción por baja asistencia antes de que perdieras dinero
- ✓ Reportes precisos todo el mes - sin tener que adivinar
- ✓ Asistencia automatizada para quienes usan Wonderschool

tu dashboard

Jenny Wilson Austin Community • 172922	17 of 22 On track
Brooklyn Simmons Goslings Grow • 335946	9 of 22 On track
Eleanor Peña Austin Community • 363171	1 of 22 At risk

Revenue		
Earned revenue ⓘ	Estimated revenue ⓘ	Family fee
\$316.00	\$524.50	\$150.00
\$277.25	\$424.00	\$98.00

Estimated revenue

\$3,342.65

If you have perfect attendance for the rest of the month. Does not include family fee.

SEGUIMIENTO DE ASISTENCIA

Toma acción sobre baja asistencia **antes de que perdieras el dinero**

DETALLES PARA LA FACTURACION

Todo lo que necesites para facturar al estado, **en un solo lugar.**

PROYECCIONES DE INGRESOS

Revisa tus **proyecciones precisas, customizadas**, y basadas en las reglas de asistencia

¿Qué dicen nuestras usuarias?

“ Me ayuda a asegurar que estoy recibiendo lo que me debe [el gobierno]. ”

“ Le hace menos estresante la facturación mensual para el subsidio. ”

“ Reduce el tiempo que me toma en manejar el subsidio. ”

“ Me encanta tener todo en un lugar. Menos papeleo del negocio siempre es un plus!! Gracias! ”

Pie for Providers y NECC están ofreciendo una suscripción GRATIS a todas las proveedores en Nebraska. ¡Inscríbete hoy!

¿Lista para empezar?
Inscríbete aquí:
bit.ly/p4p_elevate22

¿Estás interesada?
Agenda una demo:
bit.ly/elevate_p4pchat

Síguenos
[@pieforproviders](https://twitter.com/pieforproviders)

